

Surgery Center Preparation Book



You are coming to Cincinnati Children's to have a procedure. First you will ride the elevator to B3 and check in at the desk.



Someone at the registration desk will ask your caregivers some questions. They will give you a name band for your wrist or ankle. You will wear your name band while you are at the hospital so staff will know who you are.



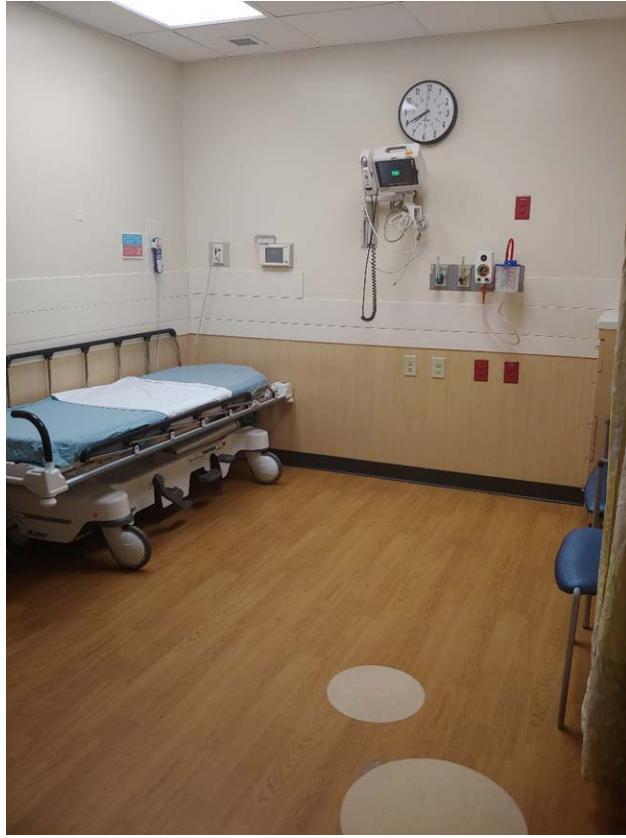


Once you have your name band, you will sit in the waiting area with your caregivers until a nurse calls your name.



A nurse will walk you to a scale to see how much you weigh. The scale will not hurt you. Your job is to stand still so the scale can get your weight faster.





Next, you will go to the getting ready room. Your caregivers can go with you to this room. The nurse will ask your caregivers questions to help the medical staff know more about you. You can sit on the bed and watch movies on the TV.





In the getting ready room, a nurse will listen to your heart and lungs with the stethoscope. You will take deep breaths in and out. This will help them hear your heart and lungs.




The nurse will also get your temperature. The nurse will use a thermometer across your forehead and behind your ear. Sometimes this tickles. It may feel a little cold. It is very quick and will not hurt. You can listen for the beep to know that you are done with this job.





The nurse will put the pulse oximeter (also called a pulse ox) on your finger or toe. The pulse ox is sometimes called a finger light. It looks and feels like a Band-Aid and glows red. It tells the nurse how well you are breathing. It is your job to keep your finger or toe still so that it is quick. The nurse will let you take it off when it is done.



You will get your blood pressure checked. A cuff is placed around your arm. Your job is to hold still while it squeezes your arm. The nurse will take it off when it is done.





Then, you will change into hospital pajamas. If you are feeling nervous or have questions about being at the hospital, ask to talk to a child life specialist. A child life specialist is here to listen and help you understand what is going on during your hospital visit.





You will meet many people in the getting ready room before your procedure. They may wear green hospital clothes called scrubs to keep everything clean for your procedure. They are nice and friendly. They work hard to keep you safe. They wear funny hats to cover their hair and masks to cover their nose and mouth.





When it is time for your procedure, you will take a ride on a bed with wheels, called a stretcher. It will take you to a different room where you will be having your procedure.



You can give your caregivers a hug and let them know that you will see them soon. They will wait in the waiting room nearby until you are done with your procedure.

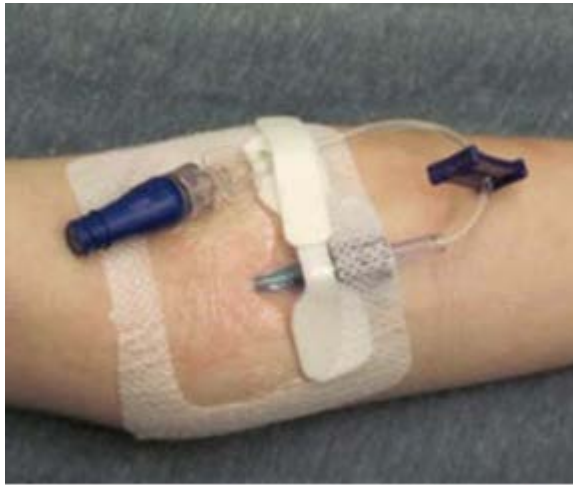




There will be a soft mask that will give you sleepy air (or anesthesia). You will get to choose what you want this to smell like. You can choose to smell bubblegum or strawberry. The smell is sprayed into the soft mask or tubing. The doctor will gently place a soft mask over your nose and mouth. You will take deep breaths and smell the sleepy air until you fall asleep.

The mask will be connected to a machine that gives you the sleepy air. It has flexible tubes to connect to your mask and a green balloon. You can practice blowing up the balloon while you are falling asleep.





For some kids, they will need to get anesthesia through an IV instead of a mask. An IV is a tiny tube, or medicine straw, which will go into a vein in your hand or arm. The IV can bend so that you can move your hand or arm. The IV may be placed in the getting ready room or in the operating room. When you wake up from your procedure, you may still have an IV in your hand or arm. The IV gives your body medicine and water while you are at the hospital. There will be tape to hold it in place and a small pillow will help your hand stay still. If you have questions or are feeling nervous, you can talk to a child life specialist.



Your procedure will be in a room called the operating room. You will lie down on a bed. There will be big, bright lights above you. This helps the doctors to see during your procedure. When you fall asleep for your procedure, it will be different than when you fall asleep at night. When you sleep at night, you might wake up if you hear a noise.

For your procedure, you will breathe the sleepy air and fall asleep. You will not be able to see, hear or feel anything during your procedure. When your procedure is over, the doctor will stop giving you the sleepy medicine and you will slowly wake up.





When you wake up from your procedure, you will be in a different room called the recovery room. You will have your own nurse taking care of you. You may still need a soft mask to give you oxygen or wake up air. There will be a chair next to your bed where your caregiver can sit. If you don't see them when you first open your eyes, ask your nurse for them.





If the doctor says that you may go home after your procedure, the nurse will take your IV (medicine straw) out. You will ride in a wheelchair to your car so you are safe.

Everyone will take good care of you at the hospital.





Your doctor may decide that you need to spend the night at the hospital. You will go to a room that looks like this. Your caregiver can spend the night in your room with you.





If your doctor decides that you need to stay in an ICU room, this is what the room looks like. ICU stands for Intensive Care Unit.

You will meet many people at the hospital who will be working hard to help you feel better after your procedure. Your doctor will decide when it is time for you to go home.

